


Securities Class Action Services

SCAS 50

Power Rankings



RiskMetrics Group

Adam Savett
Securities Class Action Services
adam.savett@riskmetrics.com
301.556.0176

www.riskmetrics.com

Settlement Amounts (2003 - 2006)

(arranged by total \$ / SCAS 50 Rank)

Law Firm	Settlement Amount					
	2003	2004	2005	2006	Total	Rank
Coughlin Stoia Geller Rudman & Robbins	\$2,111,824,250	\$300,794,500	\$1,797,130,893	\$7,307,050,000	\$11,516,799,643	1
Bernstein Litowitz Berger & Grossmann	\$950,250,000	\$3,466,135,000	\$3,745,600,714	\$2,634,765,298	\$10,796,751,012	2
Barrack, Rodos & Bacine	\$390,150,000	\$2,888,000,000	\$3,671,825,714	\$960,000,000	\$7,909,975,714	3
Milberg Weiss	\$2,111,824,250	\$900,202,500	\$637,460,000	\$1,604,608,808	\$5,254,095,558	4
Heins Mills & Olson	\$12,450,000	N/A	\$150,000,000	\$2,500,000,000	\$2,662,450,000	5
Entwistle & Cappucci	\$310,750,000	\$300,000,000	N/A	\$1,100,000,000	\$1,710,750,000	6
Grant & Eisenhofer	\$610,500,000	\$568,500,000	\$322,372,420	\$99,500,524	\$1,600,872,944	7
Abbey Spanier Rodd & Abrams	\$39,358,000	\$525,250,000	\$16,500,000	\$590,925,000	\$1,172,033,000	8
Schiffirin, Barroway, Topaz & Kessler	\$170,460,000	\$250,762,500	\$265,995,000	\$350,650,000	\$1,037,867,500	9
Chitwood Harley Harnes	\$303,250,000	\$583,190,000	\$47,825,000	\$35,000,000	\$969,265,000	10
Labaton Sucharow & Rudoff	\$551,000,000	\$6,250,000	\$152,850,000	\$243,950,000	\$954,050,000	11
Stull Stull & Brody	\$199,651,000	\$536,237,000	\$15,250,000	\$106,692,922	\$857,830,922	12
Berman DeValerio Pease Tabacco Burt & Pucillo	\$103,084,000	\$578,550,000	\$24,795,000	\$119,753,491	\$826,182,491	13
Kirby McInerney & Squire	\$77,335,000	\$38,550,000	\$59,000,000	\$650,900,000	\$825,785,000	14
Berger & Montague	\$272,343,000	\$91,501,717	\$229,300,000	\$44,229,539	\$637,374,256	15
Waite, Schneider, Bayless & Chesley	\$140,000,000	N/A	N/A	\$410,000,000	\$550,000,000	16
Green Schaaf & Jacobson	N/A	\$490,000,000	N/A	N/A	\$490,000,000	17
Barrett & Weber	N/A	N/A	N/A	\$410,000,000	\$410,000,000	18
Pomerantz Haudek Block Grossman & Gross	\$62,775,000	\$30,475,000	\$226,250,000	\$77,850,000	\$397,350,000	19
Wolf Haldenstein Adler Freeman & Herz	\$218,876,000	\$15,125,000	\$51,035,000	\$99,750,000	\$384,786,000	20
Bernstein Liebhard & Lifshitz	\$44,800,000	\$37,175,000	\$161,900,000	\$59,650,000	\$303,525,000	21
Caulley Bowman Carney & Williams	\$25,275,000	\$153,175,000	\$75,170,000	\$3,150,000.00	\$256,770,000	22
Scott & Scott	\$87,800,000	\$40,190,000	\$92,750,000	\$7,000,000	\$227,740,000	23
Wolf Popper	\$209,300,000	\$1,595,000	\$5,250,000	\$8,350,000.00	\$224,495,000	24
Lite, DePalma, Greenberg & Rivas	N/A	N/A	N/A	\$216,500,000	\$216,500,000	25
Shalov Stone & Bonner	\$35,940,000	\$147,555,000	\$21,371,393	\$2,675,000	\$207,541,393	26
Weiss & Lurie	\$1,120,000	N/A	\$107,650,000	\$94,100,000	\$202,870,000	27
Harwood Feffer	\$64,750,000	\$83,200,000	\$4,150,000	\$4,750,000	\$156,850,000	28
Schoengold Sporn Laitman & Lometti	\$2,200,000	\$43,824,500	\$66,600,000	\$40,400,000	\$153,024,500	29
Provost & Umphrey	N/A	N/A	\$149,750,000	N/A	\$149,750,000	30
Gold Bennett Cera & Sidener	\$25,000,000	\$39,650,000	\$21,550,000	\$56,292,922	\$142,492,922	31
Chimicles & Tikellis	\$83,000,000	\$6,250,000	N/A	\$52,500,000	\$141,750,000	32
Lowenstein Sandler	N/A	N/A	N/A	\$137,500,000	\$137,500,000	33
Kaplan Fox & Kilsheimer	\$40,150,000	\$27,455,000	\$43,650,000	\$19,500,000	\$130,755,000	34
Yourman Alexander & Parekh	\$43,995,000	\$34,917,500	N/A	\$49,375,000	\$128,287,500	35
Cohen Milstein Hausfeld & Toll	\$11,193,000	\$3,500,000	\$30,625,000	\$80,750,000	\$126,068,000	36
Schatz & Nobel	\$56,525,000	\$8,792,500	\$23,500,000	\$32,750,000	\$121,567,500	37
Susman, Watkins & Wylie	N/A	N/A	\$120,000,000	N/A	\$120,000,000	38
Cotchett Pitre & McCarthy	\$2,675,000	\$2,500,000	\$90,606,216	\$17,500,000	\$113,281,216	39
Chestnut & Cambronne	\$25,650,000	N/A	\$80,000,000	N/A	\$105,650,000	40
Johnson & Perkinson	\$12,026,000	\$84,850,000	N/A	\$8,500,000	\$105,376,000	41
Susman Godfrey	\$6,751,250	N/A	\$93,950,000	N/A	\$100,701,250	42
Levin Papantonio Thomas Mitchell Echsner & Proctor	N/A	N/A	N/A	\$99,250,000	\$99,250,000	43
Climaco, Lefkowitz, Peca, Wilcox & Garofoli	N/A	N/A	\$92,400,000	N/A	\$92,400,000	44
Glancy Binkow & Goldberg	\$22,725,000	\$26,300,000	\$38,723,000	\$3,975,000	\$91,723,000	45
Girard Gibbs	N/A	\$84,850,000	\$2,900,000	\$500,000	\$88,250,000	46
Hagens Berman Sobol Shapiro	N/A	\$35,485,000	\$39,000,000	\$7,079,039	\$81,564,039	47
Law Office of Bernard M. Gross	\$15,900,000	\$20,000,000	\$25,500,000	\$17,550,000	\$78,950,000	48
Garwin Bronzaft Gerstein & Fisher	\$77,500,000	N/A	N/A	N/A	\$77,500,000	49
Abraham, Fruchter & Twersky	\$10,500,000	N/A	\$5,000,000	\$61,392,922	\$76,892,922	50

Continued on next page >>

Settlement Amounts (2003 - 2006) cont.

(arranged by total \$)

Law Firm	Settlement Amount					
	2003	2004	2005	2006	Total	Rank
Finkelstein & Krinsk	\$66,710,000	\$5,500,000	N/A	N/A	\$72,210,000	51
Zwerling Schachter & Zwerling	\$40,000,000	N/A	\$27,900,000	N/A	\$67,900,000	52
Strauss & Troy	\$30,000,000	N/A	\$1,600,000	\$36,000,000	\$67,600,000	53
Schwartz Junell Greenberg & Oathout	N/A	\$65,000,000	N/A	N/A	\$65,000,000	54
Robbins Umeda & Fink	N/A	N/A	\$63,500,000	N/A	\$63,500,000	55
Saunders & Doyle	N/A	N/A	N/A	\$50,000,000	\$50,000,000	56
Tighe Patton Armstrong Teasdale	N/A	N/A	N/A	\$50,000,000	\$50,000,000	57
Klafter & Olsen	\$11,100,000	\$19,750,000	N/A	\$10,500,000	\$41,350,000	58
Lowey Dannenberg Bemporad & Selinger	\$28,791,767	\$6,203,750	\$3,780,000	N/A	\$38,775,517	59
Dyer & Shuman	\$9,850,000	\$2,500,000	\$25,925,000	N/A	\$38,275,000	60
Faruqi & Faruqi	N/A	N/A	\$5,596,037	\$29,700,000	\$35,296,037	61
Spector Roseman & Kodroff	\$27,983,000	N/A	\$7,000,000	N/A	\$34,983,000	62
Miller Faucher and Cafferty	N/A	N/A	\$31,500,000	\$3,000,000	\$34,500,000	63
Gardere Wynne Sewell	N/A	N/A	N/A	\$32,500,000	\$32,500,000	64
The Wynne Law Firm	N/A	N/A	N/A	\$32,500,000	\$32,500,000	65
Thelen Reid & Priest	N/A	\$32,000,000	N/A	N/A	\$32,000,000	66
Ackerman, Link & Sarty	N/A	N/A	N/A	\$30,000,000	\$30,000,000	67
Anderson & Karrenberg	\$29,950,000	N/A	N/A	N/A	\$29,950,000	68
Hulett Harper Stewart	\$29,950,000	N/A	N/A	N/A	\$29,950,000	69
Stanley Mandel & Iola	\$29,950,000	N/A	N/A	N/A	\$29,950,000	70
Law Offices of Brian J. Barry	N/A	N/A	\$27,723,000	N/A	\$27,723,000	71
Palmer & Dodge	\$7,850,000	N/A	\$13,934,649	N/A	\$21,784,649	72
Federman & Sherwood	N/A	N/A	\$12,205,000	\$8,155,000	\$20,360,000	73
Shapiro Professional Association	\$20,000,000	N/A	N/A	N/A	\$20,000,000	74
Rosenthal Monhait Gross & Goddess	N/A	\$2,873,947	\$16,350,000	N/A	\$19,223,947	75
Shapiro Haber & Urmly	\$2,300,000	N/A	N/A	\$13,000,000	\$15,300,000	76
Murray, Frank & Sailer	N/A	\$525,000	\$7,332,500	\$6,300,000	\$14,157,500	77
Robinson Brog Leinwand Reich Gnovese & Gluck	N/A	N/A	\$13,934,649	N/A	\$13,934,649	78
Weiss & Associates	N/A	N/A	\$13,934,649	N/A	\$13,934,649	79
Gilman & Pastor	\$13,840,000	N/A	N/A	N/A	\$13,840,000	80
Vianale & Vianale	N/A	\$1,555,000	\$12,032,500	N/A	\$13,587,500	81
Miller Shea	\$12,680,000	\$550,000	N/A	N/A	\$13,230,000	82
Bonnett Fairbourn Friedman & Balint	N/A	N/A	N/A	\$12,503,491	\$12,503,491	83
Sirota & Sirota	\$12,500,000	N/A	N/A	N/A	\$12,500,000	84
Mansfield & Tanick	\$12,450,000	N/A	N/A	N/A	\$12,450,000	85
Finkelstein Thompson	N/A	N/A	N/A	\$11,650,000	\$11,650,000	86
Nix, Patterson, & Roach	N/A	N/A	\$11,000,000	N/A	\$11,000,000	87
Bagnell & Eason	N/A	N/A	N/A	\$9,350,000	\$9,350,000	88
McGowan Hood Felder & Johnson	N/A	N/A	N/A	\$9,350,000	\$9,350,000	89
Green Welling	N/A	N/A	N/A	\$9,125,000	\$9,125,000	90
Lockridge Grindal Nauen	\$5,750,000	\$2,675,000	N/A	N/A	\$8,425,000	91
Law Offices of George Donaldson	N/A	\$8,350,000	N/A	N/A	\$8,350,000	92
Gene Mesh & Associates	N/A	N/A	\$7,500,000	N/A	\$7,500,000	93
Lovell Stewart Halebian	N/A	N/A	\$7,300,000	N/A	\$7,300,000	94
J Bruce Miller Law Group	N/A	\$2,650,000	N/A	\$800,000	\$3,450,000	95
Sales Tillman Walbaum Catlett & Satterley	N/A	\$2,650,000	N/A	\$800,000	\$3,450,000	96
Lasky & Rifkind	N/A	\$3,000,000	N/A	N/A	\$3,000,000	97

Notes:

2003: Milberg Weiss Bershad Hynes & Lerach data used for Coughlin Stoia Geller Rudman & Robbins and Milberg Weiss

2003, 2004: Abbey Spanier Rodd & Abrams includes values for predecessor Abbey Gardy firm

2003, 2004: Labaton Sucharow & Rudoff includes values for predecessor Goodkind Labaton Sucharow & Rudoff

2003, 2004, 2005: Yourman Alexander & Parekh figures includes values for predecessor Weiss & Yourman firm

2003, 2004: Chitwood Harley Harnes was Chitwood Harley

2003: Kaplan Fox & Kilsheimer was Kaplan Fox

2003, 2004, 2005: Cotchett Pitre & McCarthy was Cotchett Simon Pitre & McCarthy

2004: Geller Rudman data merged in to Coughlin Stoia Geller Rudman & Robbins

2003: Cauley Bowman Carney & Williams includes values for predecessor Cauley Geller firm

2003: Glancy Binkow & Goldberg was Glancy & Binkow

Settlement Amount Rank (2003 - 2006)

(arranged by rank in 2006)

Law Firm	Settlement Amount Rank			
	2003	2004	2005	2006
Coughlin Stoa Geller Rudman & Robbins	1	10	3	1
Bernstein Litowitz Berger & Grossmann	2	1	1	2
Heins Mills & Olson	44	N/A	11	3
Milberg Weiss	1	3	4	4
Entwistle & Cappucci	6	11	N/A	5
Barrack, Rodos & Bacine	5	2	2	6
Kirby McInerney & Squire	18	23	23	7
Abbey Spanier Rodd & Abrams	27	8	39	8
Barrett & Weber	N/A	N/A	N/A	9
Waite, Schneider, Bayless & Chesley	13	N/A	N/A	9
Schiffirin, Barroway, Topaz & Kessler	12	12	6	11
Labaton Sucharow & Rudoff	4	39	10	12
Lite, DePalma, Greenberg & Rivas	N/A	N/A	N/A	13
Lowenstein Sandler	N/A	N/A	N/A	14
Berman DeValerio Pease Tabacco Burt & Pucillo	14	5	35	15
Stull Stull & Brody	11	7	41	16
Wolf Haldenstein Adler Freeman & Herz	9	35	24	17
Grant & Eisenhofer	3	6	5	18
Levin Papantonio Thomas Mitchell Echsner & Proctor	N/A	N/A	N/A	19
Weiss & Lurie	N/A	N/A	14	20
Cohen Milstein Hausfeld & Toll	47	42	30	21
Pomerantz Haudek Block Grossman & Gross	21	28	8	22
Abraham, Fruchter & Twersky	49	N/A	N/A	23
Bernstein Liebhard & Lifshitz	23	24	9	24
Gold Bennett Cera & Sidener	37	22	37	25
Chimicles & Tikellis	16	38	N/A	26
Saunders & Doyle	N/A	N/A	N/A	27
Tighe Patton Armstrong Teasdale	N/A	N/A	N/A	27
Yourman Alexander & Parekh	24	26	N/A	29
Berger & Montague	8	15	7	30
Schoengold Sporn Laitman & Lometti	N/A	20	21	31
Strauss & Troy LPA	29	N/A	N/A	33
Chitwood Harley Harnes	7	4	25	34
Schatz & Nobel	22	36	36	35
Gardere Wynne Sewell	N/A	N/A	N/A	36
The Wynne Law Firm	N/A	N/A	N/A	36
Ackerman, Link & Sartory	N/A	N/A	N/A	38
Faruqi & Faruqi	N/A	N/A	N/A	39
Kaplan Fox & Kilsheimer	25	30	26	40
Law Office of Bernard M. Gross	40	33	34	41
Cotchett Pitre & McCarthy	N/A	49	18	42
Shapiro Haber & Urmy	N/A	N/A	N/A	43
Bonnett Fairbourn Friedman & Balint	N/A	N/A	N/A	44
Finkelstein Thompson	N/A	N/A	N/A	45
Klafter & Olsen	48	34	N/A	46
Bagnell & Eason	N/A	N/A	N/A	47
McGowan Hood Felder & Johnson	N/A	N/A	N/A	47
Green Welling	N/A	N/A	N/A	49
Johnson & Perkinson	46	17	N/A	50

Continued on next page >>

Settlement Amount Rank (2003 - 2006) cont.

Law Firm	Settlement Amount Rank			
	2003	2004	2005	2006
Provost & Umphrey	N/A	N/A	12	N/A
Susman, Watkins & Wylie	N/A	N/A	13	N/A
Susman Godfrey	N/A	N/A	15	N/A
Scott & Scott	15	21	16	N/A
Climaco, Lefkowitz, Peca, Wilcox & Garofoli	N/A	N/A	17	N/A
Chestnut & Cambronne	35	N/A	18	N/A
Cauley Bowman Carney & Williams	36	13	20	N/A
Robbins Umeda & Fink	N/A	N/A	22	N/A
Hagens Berman Sobol Shapiro	N/A	25	27	N/A
Glancy Binkow & Goldberg	38	31	28	N/A
Miller Faucher and Cafferty	N/A	N/A	29	N/A
Zwerling Schachter & Zwerling	26	N/A	31	N/A
Law Offices of Brian J. Barry	N/A	N/A	32	N/A
Dyer & Shuman	50	49	33	N/A
Shalov Stone & Bonner	28	13	38	N/A
Rosenthal Monhait Gross & Goddess	N/A	44	40	N/A
Palmer & Dodge	N/A	N/A	42	N/A
Robinson Brog Leinwand Reich Grovese & Gluck	N/A	N/A	42	N/A
Weiss & Associates	N/A	N/A	42	N/A
Federman & Sherwood	N/A	N/A	45	N/A
Vianale & Vianale	N/A	N/A	46	N/A
Nix, Patterson, & Roach	N/A	N/A	47	N/A
Gene Mesh & Associates	N/A	N/A	48	N/A
Murray, Frank & Sailer	N/A	N/A	49	N/A
Lovell Stewart Halebian	N/A	N/A	50	N/A
Green Schaaf & Jacobson	N/A	9	N/A	N/A
Girard Gibbs	N/A	16	N/A	N/A
Harwood Feffer	20	18	N/A	N/A
Schwartz Junell Greenberg & Oathout	N/A	19	N/A	N/A
Thelen Reid & Priest	N/A	27	N/A	N/A
Law Offices of George Donaldson	N/A	37	N/A	N/A
Lowey Dannenberg Bemporad & Selinger	33	40	N/A	N/A
Lasky & Rifkind	N/A	43	N/A	N/A
Lockridge Grindal Nauen	N/A	45	N/A	N/A
J Bruce Miller Law Group	N/A	46	N/A	N/A
Sales Tillman Walbaum Catlett & Satterley	N/A	46	N/A	N/A
Wolf Popper	10	N/A	N/A	N/A
Garwin Bronzaft Gerstein & Fisher	17	N/A	N/A	N/A
Anderson & Karrenberg	30	N/A	N/A	N/A
Hulett Harper Stewart	30	N/A	N/A	N/A
Stanley Mandel & Iola	30	N/A	N/A	N/A
Spector Roseman & Kodroff	34	N/A	N/A	N/A
Shapiro Professional Association	39	N/A	N/A	N/A
Gilman & Pastor	41	N/A	N/A	N/A
Miller Shea	42	N/A	N/A	N/A
Sirota & Sirota	43	N/A	N/A	N/A
Mansfield & Tanick	44	N/A	N/A	N/A
Finkelstein & Krinsk	19	41	N/A	N/A

Number of Settlements (2003 - 2006)

(arranged by total)

Law Firm	Settlement Amount				
	2003	2004	2005	2006	Total
Milberg Weiss	65	43	34	22	164
Coughlin Stoa Geller Rudman & Robbins	65	16	47	30	158
Schiffirin, Barroway, Topaz & Kessler	9	21	14	12	56
Berger & Montague	14	13	10	8	45
Bernstein Litowitz Berger & Grossmann	9	12	9	9	39
Stull Stull & Brody	13	11	4	3	31
Berman DeValerio Pease Tabacco Burt & Pucillo	11	10	5	4	30
Bernstein Liebhard & Lifshitz	8	5	7	5	25
Wolf Haldenstein Adler Freeman & Herz	8	3	7	6	24
Abbey Spanier Rodd & Abrams	5	9	1	8	23
Yourman Alexander & Parekh	11	8	N/A	3	22
Cauley Bowman Carney & Williams	6	5	10	1	22
Labaton Sucharow & Rudoff	3	1	9	7	20
Kirby McInerney & Squire	9	3	2	5	19
Chitwood Harley Harnes	3	8	4	1	16
Kaplan Fox & Kilsheimer	5	4	5	2	16
Barrack, Rodos & Bacine	5	4	5	1	15
Pomerantz Haudek Block Grossman & Gross	7	3	3	2	15
Grant & Eisenhofer	3	3	6	2	14
Cohen Milstein Hausfeld & Toll	3	1	3	7	14
Weiss & Lurie	1	N/A	6	6	13
Glancy Binkow & Goldberg	5	3	3	2	13
Harwood Feffer	5	4	3	1	13
Wolf Popper	6	2	1	3	12
Shalov Stone & Bonner	2	5	3	1	11
Law Office of Bernard M. Gross	2	2	4	2	10
Schoengold Sporn Laitman & Lometti	2	3	2	2	9
Schatz & Nobel	4	2	2	1	9
Cotchett Pitre & McCarthy	2	1	3	1	7
Scott & Scott	2	1	3	1	7
Murray, Frank & Sailer	N/A	1	3	3	7
Gold Bennett Cera & Sidener	1	3	1	1	6
Rosenthal Monhait Gross & Goddess	N/A	3	3	N/A	6
Federman & Sherwood	N/A	N/A	4	2	6
Lowe Dannenberg Bemporad & Selinger	3	2	1	N/A	6
Entwistle & Cappucci	3	1	N/A	1	5
Abraham, Fruchter & Twersky	1	N/A	1	3	5
Hagens Berman Sobol Shapiro	N/A	2	1	2	5
Vianale & Vianale	N/A	1	4	N/A	5
Finkelstein & Krinsk	4	1	N/A	N/A	5
Chimicles & Tikellis	1	1	N/A	2	4
Shapiro Haber & Urmy	1	N/A	N/A	3	4
Finkelstein Thompson	N/A	N/A	N/A	4	4
Klafter & Olsen	1	2	N/A	1	4
Dyer & Shuman	1	2	1	N/A	4
Heins Mills & Olson	1	N/A	1	1	3
Waite, Schneider, Bayless & Chesley	2	N/A	N/A	1	3
Strauss & Troy	1	N/A	1	1	3
Faruqi & Faruqi	N/A	N/A	1	2	3
Johnson & Perkinson	1	1	N/A	1	3

Continued on next page >>

Number of Settlements (2003 - 2006) cont.
(arranged by total)

Law Firm	Settlement Amount				
	2003	2004	2005	2006	Total
Susman Godfrey	2	N/A	1	N/A	3
Chestnut & Cambronne	2	N/A	1	N/A	3
Girard Gibbs	N/A	1	1	1	3
Lockridge Grindal Nauen	1	2	N/A	N/A	3
Spector Roseman & Kodroff	2	N/A	1	N/A	3
Robbins Umeda & Fink	N/A	N/A	2	N/A	2
Miller Faucher and Cafferty	N/A	N/A	1	1	2
Zwerling Schachter & Zwerling	1	N/A	1	N/A	2
Palmer & Dodge	1	N/A	1	N/A	2
Lasky & Rifkind	N/A	2	N/A	N/A	2
J Bruce Miller Law Group	N/A	1	N/A	1	2
Sales Tillman Walbaum Catlett & Satterley	N/A	1	N/A	1	2
Gilman & Pastor	2	N/A	N/A	N/A	2
Miller Shea	1	1	N/A	N/A	2
Sirota & Sirota	2	N/A	N/A	N/A	2
Barrett & Weber	N/A	N/A	N/A	1	1
Lite, DePalma, Greenberg & Rivas	N/A	N/A	N/A	1	1
Lowenstein Sandler	N/A	N/A	N/A	1	1
Levin Papantonio Thomas Mitchell Echsner & Proctor	N/A	N/A	N/A	1	1
Saunders & Doyle	N/A	N/A	N/A	1	1
Tighe Patton Armstrong Teasdale	N/A	N/A	N/A	1	1
Gardere Wynne Sewell	N/A	N/A	N/A	1	1
The Wynne Law Firm	N/A	N/A	N/A	1	1
Ackerman, Link & Sartory	N/A	N/A	N/A	1	1
Bonnett Fairbourn Friedman & Balint	N/A	N/A	N/A	1	1
Bagnell & Eason	N/A	N/A	N/A	1	1
McGowan Hood Felder & Johnson	N/A	N/A	N/A	1	1
Green Welling	N/A	N/A	N/A	1	1
Provost & Umphrey	N/A	N/A	1	N/A	1
Susman, Watkins & Wylie	N/A	N/A	1	N/A	1
Climaco, Lefkowitz, Peca, Wilcox & Garofoli	N/A	N/A	1	N/A	1
Law Offices of Brian J. Barry	N/A	N/A	1	N/A	1
Robinson Brog Leinwand Reich Gnovese & Gluck	N/A	N/A	1	N/A	1
Weiss & Associates	N/A	N/A	1	N/A	1
Nix, Patterson, & Roach	N/A	N/A	1	N/A	1
Gene Mesh & Associates	N/A	N/A	1	N/A	1
Lovell Stewart Halebian	N/A	N/A	1	N/A	1
Green Schaaf & Jacobson	N/A	1	N/A	N/A	1
Schwartz Junell Greenberg & Oathout	N/A	1	N/A	N/A	1
Thelen Reid & Priest	N/A	1	N/A	N/A	1
Law Offices of George Donaldson	N/A	1	N/A	N/A	1
Garwin Bronzaft Gerstein & Fisher	1	N/A	N/A	N/A	1
Anderson & Karrenberg	1	N/A	N/A	N/A	1
Hulett Harper Stewart	1	N/A	N/A	N/A	1
Stanley Mandel & Iola	1	N/A	N/A	N/A	1
Shapiro Professional Association	1	N/A	N/A	N/A	1
Mansfield & Tanick	1	N/A	N/A	N/A	1

SCAS 50 - Total Settlements

(arranged by total)

Law Firm	Settlement Amount						
	2003	2004	2005	2006	Total	Percentage of Total	Rank
Milberg Weiss	65	43	34	22	164	16.77%	1
Coughlin Stoia Geller Rudman & Robbins	65	16	47	30	158	16.16%	2
Schiffirin, Barroway, Topaz & Kessler	9	21	14	12	56	5.73%	3
Berger & Montague	14	13	10	8	45	4.60%	4
Bernstein Litowitz Berger & Grossmann	9	12	9	9	39	3.99%	5
Stull Stull & Brody	13	11	4	3	31	3.17%	6
Berman DeValerio Pease Tabacco Burt & Pucillo	11	10	5	4	30	3.07%	7
Bernstein Liebhard & Lifshitz	8	5	7	5	25	2.56%	8
Wolf Haldenstein Adler Freeman & Herz	8	3	7	6	24	2.45%	9
Abbey Spanier Rodd & Abrams	5	9	1	8	23	2.35%	10
Yourman Alexander & Parekh	11	8	N/A	3	22	2.25%	11
Casley Bowman Carney & Williams	6	5	10	1	22	2.25%	11
Labaton Sucharow & Rudoff	3	1	9	7	20	2.04%	13
Kirby McInerney & Squire	9	3	2	5	19	1.94%	14
Chitwood Harley Harnes	3	8	4	1	16	1.64%	15
Kaplan Fox & Kilsheimer	5	4	5	2	16	1.64%	15
Barrack, Rodos & Bacine	5	4	5	1	15	1.53%	17
Pomerantz Haudek Block Grossman & Gross	7	3	3	2	15	1.53%	17
Grant & Eisenhofer	3	3	6	2	14	1.43%	19
Cohen Milstein Hausfeld & Toll	3	1	3	7	14	1.43%	19
Weiss & Lurie	1	N/A	6	6	13	1.33%	21
Glancy Binkow & Goldberg	5	3	3	2	13	1.33%	21
Harwood Feffer	5	4	3	1	13	1.33%	21
Wolf Popper	6	2	1	3	12	1.23%	24
Shalov Stone & Bonner	2	5	3	1	11	1.12%	25
Law Office of Bernard M. Gross	2	2	4	2	10	1.02%	26
Schoengold Sporn Laitman & Lometti	2	3	2	2	9	0.92%	27
Schatz & Nobel	4	2	2	1	9	0.92%	27
Cotchett Pitre & McCarthy	2	1	3	1	7	0.72%	29
Scott & Scott	2	1	3	1	7	0.72%	29
Murray, Frank & Sailer	N/A	1	3	3	7	0.72%	29
Gold Bennett Cera & Sidener	1	3	1	1	6	0.61%	32
Rosenthal Monhait Gross & Goddess	N/A	3	3	N/A	6	0.61%	32
Federman & Sherwood	N/A	N/A	4	2	6	0.61%	32
Lowey Dannenberg Bemporad & Selinger	3	2	1	N/A	6	0.61%	32
Entwistle & Cappucci	3	1	N/A	1	5	0.51%	36
Abraham, Fruchter & Twersky	1	N/A	1	3	5	0.51%	36
Hagens Berman Sobol Shapiro	N/A	2	1	2	5	0.51%	36
Vianale & Vianale	N/A	1	4	N/A	5	0.51%	36
Finkelstein & Krinsk	4	1	N/A	N/A	5	0.51%	36
Chimicles & Tikellis	1	1	N/A	2	4	0.41%	41
Shapiro Haber & Urmay	1	N/A	N/A	3	4	0.41%	41
Finkelstein Thompson	N/A	N/A	N/A	4	4	0.41%	41
Klafter & Olsen	1	2	N/A	1	4	0.41%	41
Dyer & Shuman	1	2	1	N/A	4	0.41%	41
Heins Mills & Olson	1	N/A	1	1	3	0.31%	46
Waite, Schneider, Bayless & Chesley	2	N/A	N/A	1	3	0.31%	46
Strauss & Troy	1	N/A	1	1	3	0.31%	46
Faruqi & Faruqi	N/A	N/A	1	2	3	0.31%	46
Johnson & Perkinson	1	1	N/A	1	3	0.31%	46
Susman Godfrey	2	N/A	1	N/A	3	0.31%	46
Chestnut & Cambronne	2	N/A	1	N/A	3	0.31%	46
Girard Gibbs	N/A	1	1	1	3	0.31%	46
Lockridge Grindal Nauen	1	2	N/A	N/A	3	0.31%	46
Spector Roseman & Kodroff	2	N/A	1	N/A	3	0.31%	46
				Total	978		

SCAS Power Rankings

Law Firm	Settlement Amount					
	2003	2004	2005	2006	Total	Rank
Bernstein Litowitz Berger & Grossmann	2	1	1	2	6	1
Milberg Weiss	1	3	4	4	12	2
Coughlin Stoia Geller Rudman & Robbins	1	10	3	1	15	3
Barrack, Rodos & Bacine	5	2	2	6	15	3
Grant & Eisenhofer	3	6	5	18	32	5
Schiffirin, Barroway, Topaz & Kessler	12	12	6	11	41	6
Berger & Montague	8	15	7	30	60	7
Labaton Sucharow & Rudoff	4	39	10	12	65	8
Berman DeValerio Pease Tabacco Burt & Pucillo	14	5	35	15	69	9
Chitwood Harley Harnes	7	4	25	34	70	10
Kirby McInerney & Squire	18	23	23	7	71	11
Stull Stull & Brody	11	7	41	16	75	12
Pomerantz Haudek Block Grossman & Gross	21	28	8	22	79	13
Bernstein Liebhard & Lifshitz	23	24	9	24	80	14
Abbey Spanier Rodd & Abrams	27	8	39	8	82	15
Wolf Haldenstein Adler Freeman & Herz	9	35	24	17	85	16
Gold Bennett Cera & Sidener	37	22	37	25	121	17
Kaplan Fox & Kilsheimer	25	30	26	40	121	17
Schatz & Nobel	22	36	36	35	129	19
Cohen Milstein Hausfeld & Toll	47	42	30	21	140	20
Law Office of Bernard M. Gross	40	33	34	41	148	21

Statistics

Total firms ranked in previous SCAS 50's:	97
Total firms ranked every year:	21
Percentage of firms ranked every year:	21.65%

Eligibility Requirements:

Must have been ranked in each SCAS 50 from 2003-2006.

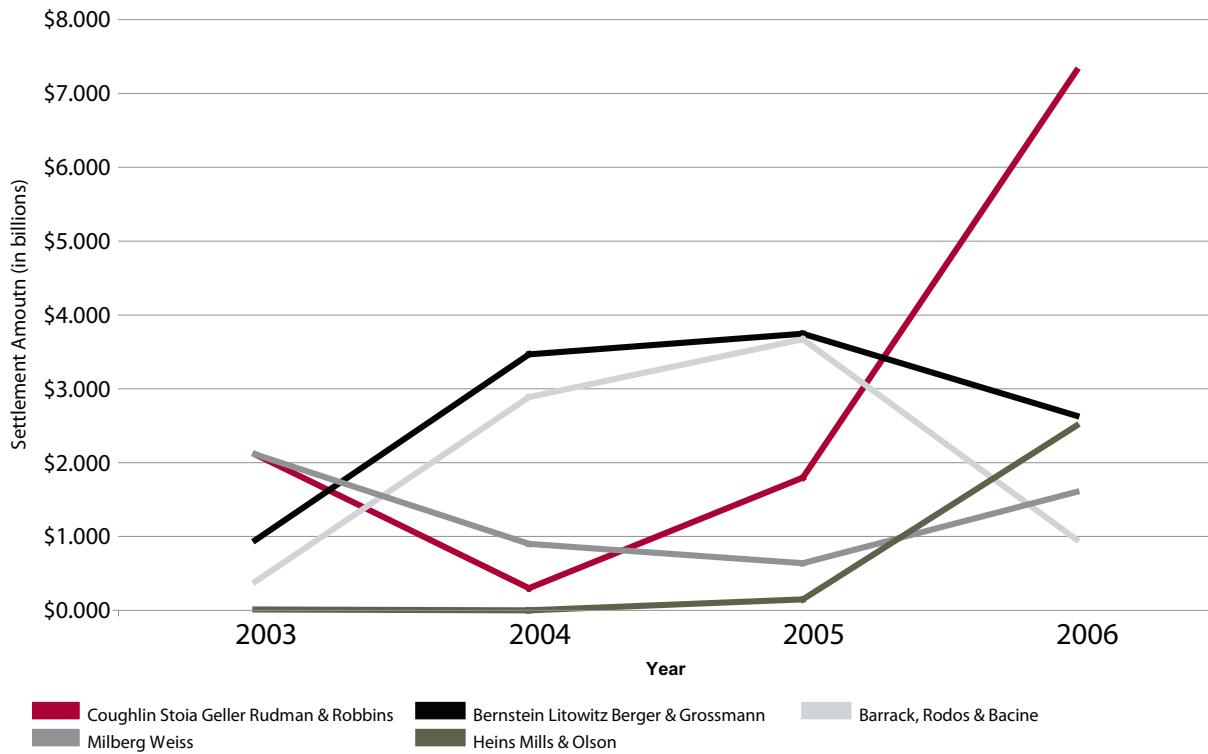
Notes:

All four ranks are summed up to provide power ranking.
Overall scores are ranked lowest to highest

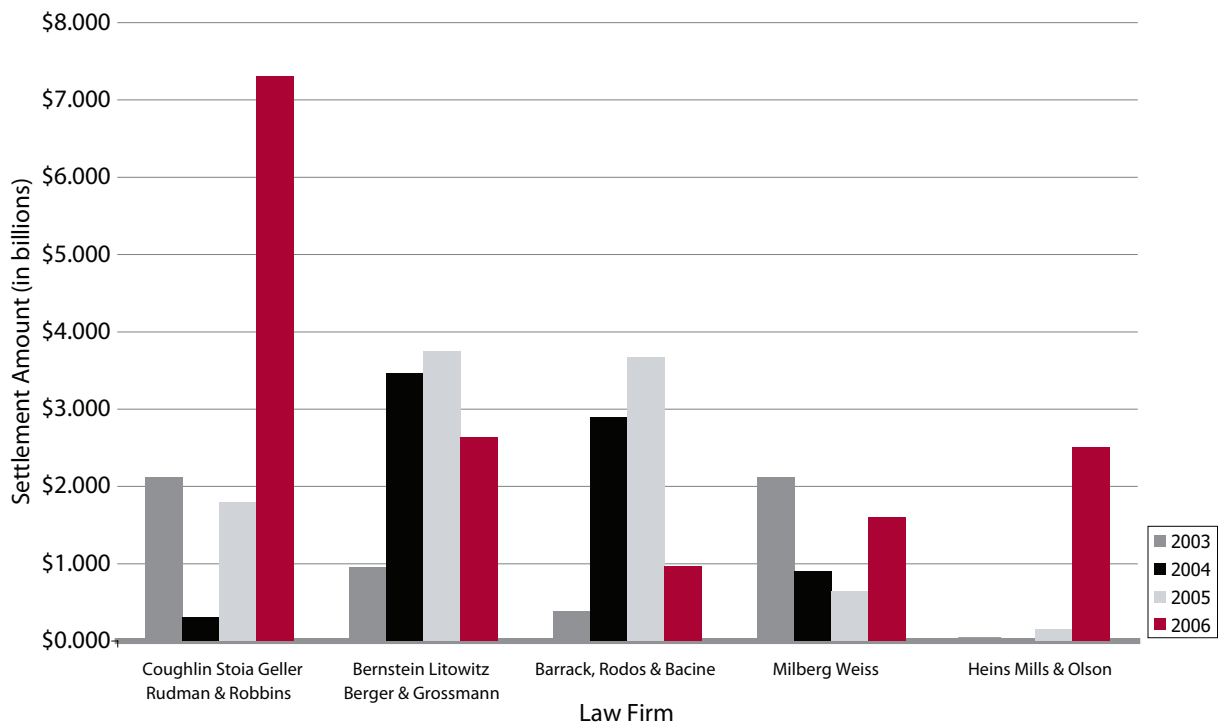
Firms not ranked every year

	Total number of firms	Percentage
Ranked one year:	52	53.61%
Ranked two years:	11	11.34%
Ranked three years:	13	13.40%

SCAS 50 All Time Top 5 - 2003 - 2006 Settlement Values



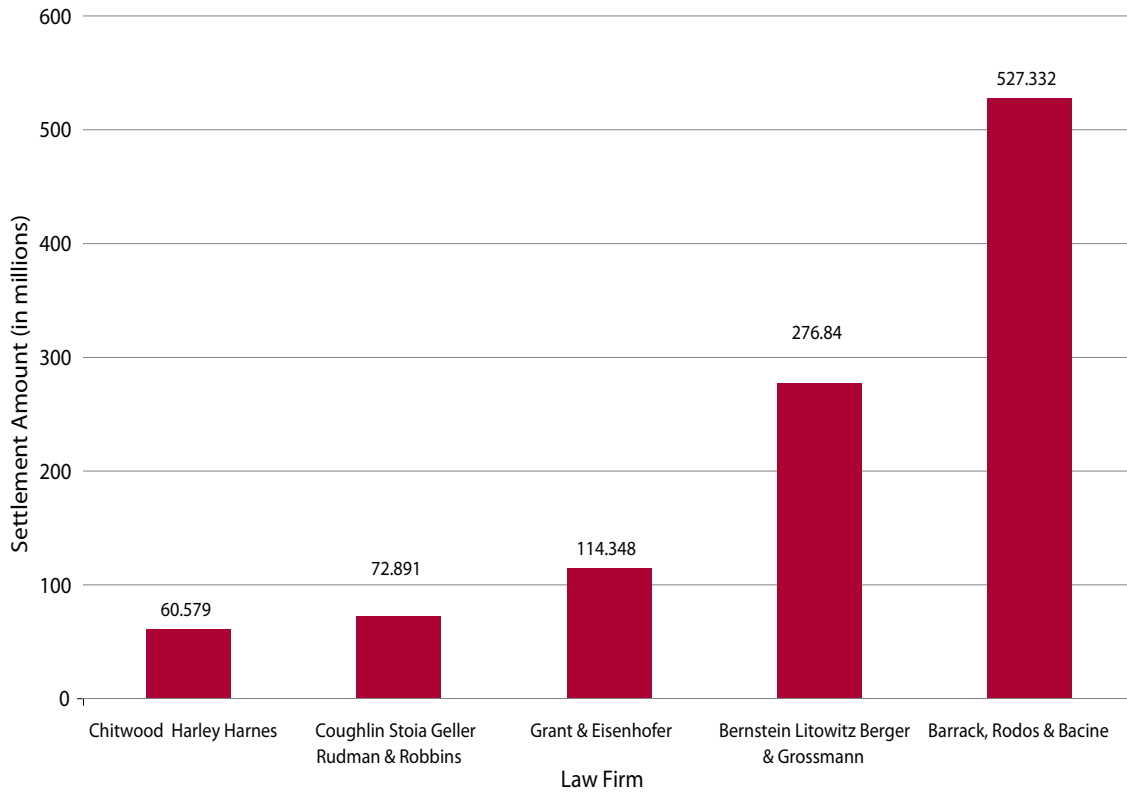
Top 5 SCAS 50 Firms - Settlement Values 2003-2006



Average Settlement Amount Rankings

Law Firm	Settlement Amount	Settlements	Avg. Settlement Amount	Rank
Heins Mills & Olson	\$2,662,450,000	3	\$887,483,333	1
Barrack, Rodos & Bacine	\$7,909,975,714	15	\$527,331,714	2
Entwistle & Cappucci	\$1,710,750,000	5	\$342,150,000	3
Bernstein Litowitz Berger & Grossmann	\$10,796,751,012	39	\$276,839,770	4
Waite, Schneider, Bayless & Chesley	\$550,000,000	3	\$183,333,333	5
Grant & Eisenhofer	\$1,600,872,944	14	\$114,348,067	6
Coughlin Stoa Geller Rudman & Robbins	\$11,516,799,643	158	\$72,891,137	7
Chitwood Harley Harnes	\$969,265,000	16	\$60,579,063	8
Abbey Spanier Rodd & Abrams	\$1,172,033,000	23	\$50,957,957	9
Labaton Sucharow & Rudoff	\$954,050,000	20	\$47,702,500	10
Kirby McInerney & Squire	\$825,785,000	19	\$43,462,368	11
Chimicles & Tikellis	\$141,750,000	4	\$35,437,500	12
Chestnut & Cambronne	\$105,650,000	3	\$35,216,667	13
Johnson & Perkinson	\$105,376,000	3	\$35,125,333	14
Susman Godfrey	\$100,701,250	3	\$33,567,083	15
Scott & Scott	\$227,740,000	7	\$32,534,286	16
Milberg Weiss	\$5,254,095,558	164	\$32,037,168	17
Girard Gibbs	\$88,250,000	3	\$29,416,667	18
Stull Stull & Brody	\$857,830,922	31	\$27,671,965	19
Berman DeValerio Pease Tabacco Burt & Pucillo	\$826,182,491	30	\$27,539,416	20
Pomerantz Haudek Block Grossman & Gross	\$397,350,000	15	\$26,490,000	21
Gold Bennett Cera & Sidener	\$142,492,922	6	\$23,748,820	22
Strauss & Troy	\$67,600,000	3	\$22,533,333	23
Shalov Stone & Bonner	\$207,541,393	11	\$18,867,399	24
Wolf Popper	\$224,495,000	12	\$18,707,917	25
Schiffirin, Barroway, Topaz & Kessler	\$1,037,867,500	56	\$18,533,348	26
Schoengold Sporn Laitman & Lometti	\$153,024,500	9	\$17,002,722	27
Hagens Berman Sobol Shapiro	\$81,564,039	5	\$16,312,808	28
Cotchett Pitre & McCarthy	\$113,281,216	7	\$16,183,031	29
Wolf Haldenstein Adler Freeman & Herz	\$384,786,000	24	\$16,032,750	30
Weiss & Lurie	\$202,870,000	13	\$15,605,385	31
Abraham, Fruchter & Twersky	\$76,892,922	5	\$15,378,584	32
Finkelstein & Krinsk	\$72,210,000	5	\$14,442,000	33
Berger & Montague	\$637,374,256	45	\$14,163,872	34
Schatz & Nobel	\$121,567,500	9	\$13,507,500	35
Bernstein Liebhard & Lifshitz	\$303,525,000	25	\$12,141,000	36
Harwood Feffer	\$156,850,000	13	\$12,065,385	37
Faruqi & Faruqi	\$35,296,037	3	\$11,765,346	38
Cauley Bowman Carney & Williams	\$256,770,000	22	\$11,671,364	39
Spector Roseman & Kodroff	\$34,983,000	3	\$11,661,000	40
Klafter & Olsen	\$41,350,000	4	\$10,337,500	41
Dyer & Shuman	\$38,275,000	4	\$9,568,750	42
Cohen Milstein Hausfeld & Toll	\$126,068,000	14	\$9,004,857	43
Kaplan Fox & Kilsheimer	\$130,755,000	16	\$8,172,188	44
Law Office of Bernard M. Gross	\$78,950,000	10	\$7,895,000	45
Glancy Binkow & Goldberg	\$91,723,000	13	\$7,055,615	46
Lowe Dannenberg Bemporad & Selinger	\$38,775,517	6	\$6,462,586	47
Yourman Alexander & Parekh	\$128,287,500	22	\$5,831,250	48
Shapiro Haber & Urmy	\$15,300,000	4	\$3,825,000	49
Federman & Sherwood	\$20,360,000	6	\$3,393,333	50

Top 5 SCAS 50 Firms - Average Settlement Amount - 2003-2006
(Minimum 6 settlements)



Top 5 SCAS 50 Firms - Average Settlement Amount - 2003-2006
(Minimum 3 settlements)

